

ZAXIS-6 series

HITACHI

Reliable solutions

ZAXIS 38U



HYDRAULIC EXCAVATOR

Model code : ZX38U-6

Engine rated power : 18.8 kW (ISO14396)

Operating weight : Cab 3 940 – 4 170 kg

Canopy 3 770 – 4 000 kg

Bucket ISO heaped : 0.04 – 0.15 m³

ZX38U-6

The user-friendly excavator



6. Superior performance



8. Exceptional comfort



10. Easy to maintain

No compromise





Perfect fit

The ZX38U-6 has been developed to offer the highest level of operator comfort and operate with exceptional efficiency. Its powerful Stage V-compliant engine requires no after-treatment device, which helps to reduce maintenance time and costs. Suitable for use with a variety of attachments, it is ideal for a wide range of projects, including rental, utilities, foundation work, landscaping, indoor demolition and construction.



Added durability

Strengthened front joints and boom cylinder guard enhance durability.



Short-tail swing radius

The short-tail swing radius of the ZX38U-6 is ideal for urban areas, where space is limited.



Spacious cab

The wide operator seat, adjustable arm rest and easy access provide a comfortable work space.



Energy efficient

LED lights on the cab and boom have a longer lifetime than halogen alternatives.



Smooth operation

The auxiliary function lever ensures excellent control of attachments.

Superior performance

Designed to be fast, powerful and fuel-efficient, the ZX38U-6 will deliver a superior of performance on any job site, particularly in confined spaces in urban areas. As a result, less time is needed to complete projects, reducing running costs and emissions.

High productivity

The ZX38U-6 delivers high levels of productivity on the job site thanks to a powerful Stage V-compliant engine, quick cycle time and an efficient hydraulic system.

Built to last

Durable features of the ZX38U-6 – such as strengthened front joints, reinforced D-frame and boom cylinder guard – ensure a reliable performance, helping you to get the job done on time and on budget.

Lower fuel costs

The advanced energy-saving system combines ECO mode, auto idle and isochronous control features to significantly reduce fuel consumption. It also reduces noise levels and emissions.



The short-tail swing radius makes the ZX38U-6 ideal for working in tight spaces.



Quick cycle time and efficient hydraulics ensure high productivity.



Multifunctional LCD monitor shows data at a glance.



A clear view from the cab.



LED lights have a longer lifetime than halogen alternatives.



Exceptional comfort

The cab of the ZX38U-6 is a comfortable work space for operators, with user-friendly controls in easy reach and a spacious interior. With a large front window and door, it offers enhanced visibility, which is essential for safe operation in compact spaces and on busy construction sites.

Spacious cab

The ROPS-compliant cab of the ZX38U-6 is spacious and easy to access via the entrance step. Fitted with a wide and adjustable sliding suspension seat, folding foot pedals and adjustable arm rest, the ZX38U-6 provides a high level of comfort for operators.

Easy operation

User-friendly controls are in easy reach of the operator and the hydraulic pilot control levers ensure a smooth operation. The large LCD monitor is easy to view in bright sunlight or at night, and provides all vital technical data at a glance.

Enhanced design

The ZX38U-6 is equipped with new LED lights, which have a longer lifetime than halogen alternatives for efficient energy use. Options include a sun visor on the front window and an auxiliary function lever with proportional switch for easy control of the front attachment.



Controls are within easy reach.

Easy to maintain

Zaxis-6 mini excavators have been designed to make routine maintenance, servicing and cleaning quick and easy. This ensures high levels of availability and an optimum performance from the ZX38U-6.

Convenient access

The engine and radiator covers have been designed to allow easy access. Sufficient space around the fuel tank opening makes the new mini excavator easier to refuel. The battery is positioned on the same side as the radiator for easy maintenance.

Quick cleaning

The undercarriage is easy to clean due to the soil-free truck structure from which accumulated mud and sand can be easily removed. Dozer blade openings help to minimise the build-up of dirt and make it quicker to remove.

Safety first

The battery disconnect switch is now available as standard for safer and easier maintenance.



The battery disconnect switch allows maintenance to be carried out safely.



Easy to open covers provide quick access.



The tilting floor enables easy access to the engine and control valve for quick servicing.

SPECIFICATIONS

ENGINE

Model	3TNV88
Type	4-cycle water-cooled, direct injection
No. of cylinders	3
Rated power	
ISO 14396	18.8 kW at 2 400 min ⁻¹
ISO 9249, net	18.0 kW at 2 400 min ⁻¹
SAE J1349, net	18.0 kW at 2 400 min ⁻¹
Maximum torque	91.6 Nm at 1 000 min ⁻¹
Piston displacement	1.642 L
Bore and stroke	88 mm x 90 mm
Battery	1 x 12 V / 55 Ah

HYDRAULIC SYSTEM

Hydraulic Pumps

Main pumps	2 variable displacement axial piston pumps 1 gear pump
Maximum oil flow	2 x 38.4 L/min 1 x 22.8 L/min
Pilot pump	1 gear pump
Maximum oil flow	10.8 L/min

Hydraulic Motors

Travel	2 variable displacement axial piston motors
Swing	1 axial piston motor

Relief Valve Settings

Implement circuit	24.5 MPa (250 kgf/cm ²)
Swing circuit	18.6 MPa (190 kgf/cm ²)
Travel circuit	24.5 MPa (250 kgf/cm ²)
Pilot circuit	3.9 MPa (40 kgf/cm ²)

Hydraulic Cylinders

	Quantity	Bore	Rod diameter	Stroke
Boom (cab)	1	85 mm	50 mm	564 mm
Boom (canopy)	1	85 mm	50 mm	576 mm
Arm	1	75 mm	45 mm	597 mm
Bucket	1	65 mm	40 mm	435 mm
Blade	1	95 mm	50 mm	140 mm
Boom swing	1	85 mm	45 mm	525 mm

UPPERSTRUCTURE

Revolving Frame

D-section frame for resistance to deformation.

Swing Device

Axial piston motor with planetary reduction gear is bathed in oil. Swing circle is single-row. Swing parking brake is spring-set/hydraulic-released disc type.

Swing speed	9.1 min ⁻¹ (rpm)
Swing torque	6.0 kNm (610 kgfm)

Operator's Cab

Independent spacious cab, 1 049 mm wide by 1 611 mm high, conforming to ISO* Standards. Reinforced glass windows on 4 sides for visibility. Front windows (upper and lower) can be opened. Reclining seat.
* International Organization for Standardization

UNDERCARRIAGE

Tracks

Tractor-type undercarriage. Welded track frame using selected materials. Side frame welded to track frame.

Numbers of Rollers on Each Side

Upper rollers	1
Lower rollers	4

Travel Device

Each track driven by 2-speed axial piston motor. Parking brake is spring-set/hydraulic-released disc type. Automatic transmission system: High-Low.

Travel speeds	High : 0 to 4.3 km/h Low : 0 to 2.8 km/h
---------------------	---

Maximum traction force ... 27 kN (2 750 kgf)

Gradeability

58 % (30 degree) continuous

SOUND LEVEL

Sound level in cab according to ISO 6396 LpA 75 dB(A)

External sound level according to ISO 6395 and

EU Directive 2000/14/EC LwA 94 dB(A)

SERVICE REFILL CAPACITIES

Fuel tank	42.0 L
Engine coolant	3.9 L
Engine oil	7.2 L
Travel device (each side)	0.6 L
Hydraulic system	56.0 L
Hydraulic oil tank	32.0 L

WEIGHTS AND GROUND PRESSURE

Operating Weight and Ground Pressure

CAB

Shoe type	Shoe width	Arm length	kg	kPa (kgf/cm ²)
Rubber shoe	300 mm	1.32 m	3 940	35 (0.36)
		1.72 m	3 960*	36 (0.36)*
Grouser shoe	300 mm	1.32 m	4 080	37 (0.37)
		1.72 m	4 100*	37 (0.38)*
Pad crawler shoe	300 mm	1.32 m	4 150	38 (0.38)
		1.72 m	4 170*	38 (0.38)*

Including 0.11 m³ (ISO heaped), bucket weight (80 kg).

*Including 0.10 m³ (ISO heaped), bucket weight (76 kg), additional counterweight (230 kg).

4-PILLAR CANOPY

Shoe type	Shoe width	Arm length	kg	kPa (kgf/cm ²)
Rubber shoe	300 mm	1.32 m	3 770	34 (0.35)
		1.72 m	3 790*	34 (0.35)*
Grouser shoe	300 mm	1.32 m	3 910	35 (0.36)
		1.72 m	3 930*	35 (0.36)*
Pad crawler shoe	300 mm	1.32 m	3 980	36 (0.37)
		1.72 m	4 000*	36 (0.37)*

Including 0.11 m³ (ISO heaped), bucket weight (80 kg).

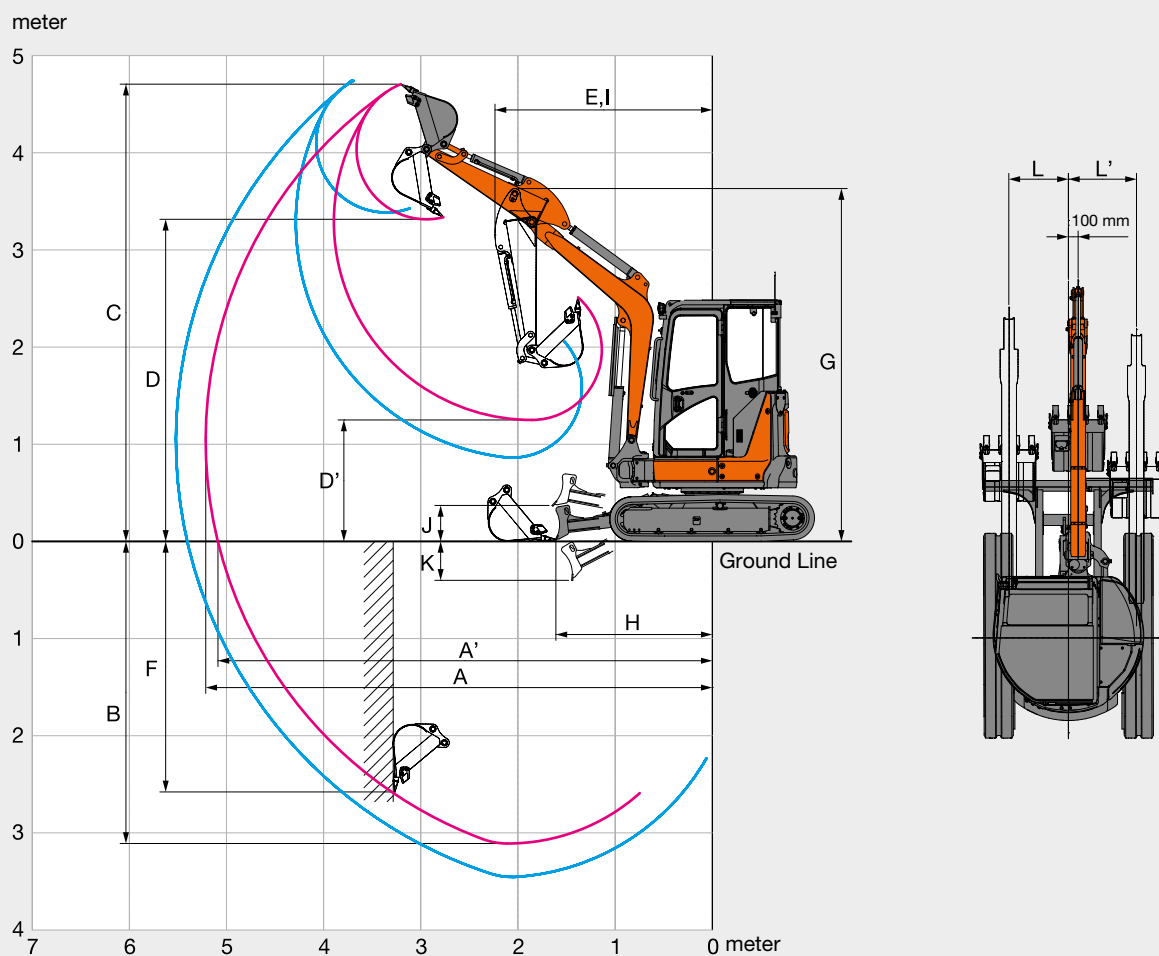
*Including 0.10 m³ (ISO heaped), bucket weight (76 kg), additional counterweight (230 kg).

BUCKET AND ARM DIGGING FORCE

Arm length	1.32 m	1.72 m
Bucket digging force ISO	27.1 kN (2 760 kgf)	
Bucket digging force SAE : PCSA	22.8 kN (2 320 kgf)	
Arm crowd force ISO	19.0 kN (1 940 kgf)	16.9 kN (1 720 kgf)
Arm crowd force SAE : PCSA	17.9 kN (1 830 kgf)	16.1 kN (1 640 kgf)

SPECIFICATIONS

WORKING RANGES

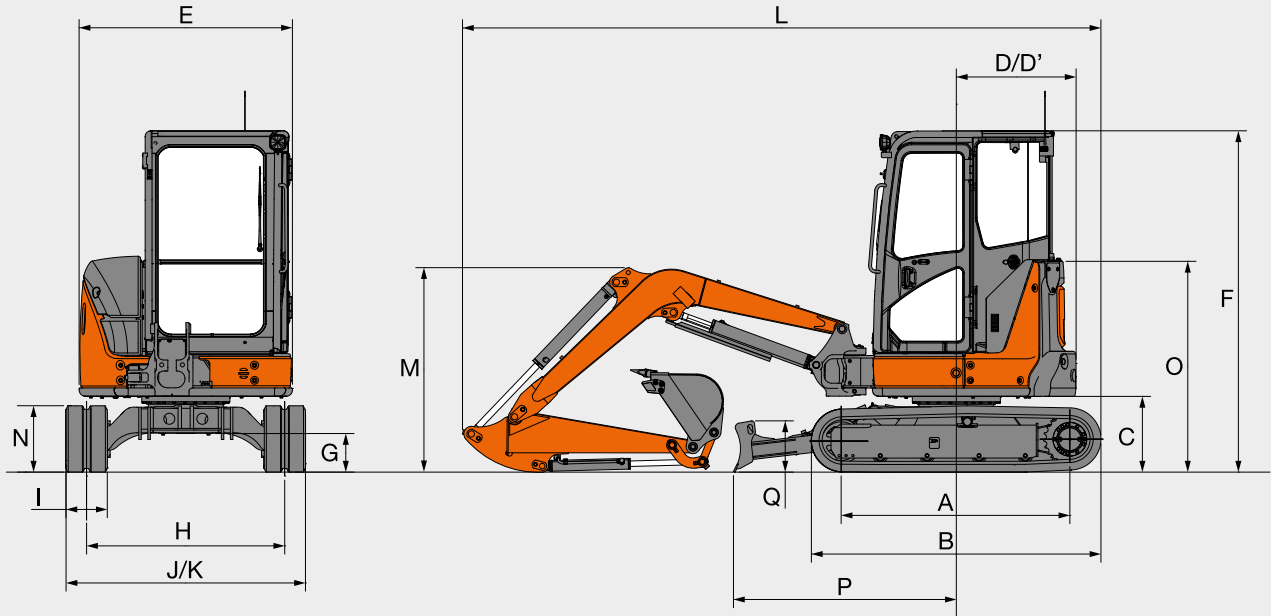


Unit: mm

Arm length	1.32 m		1.72 m	
	Cab	4-Pillar Canopy	Cab	4-Pillar Canopy
A Max. digging reach	5 210		5 520	
A' Max. digging reach (on ground)	5 080		5 410	
B Max. digging depth	3 060		3 460	
C Max. cutting height	4 700	4 870	4 740	4 950
D Max. dumping height	3 310	3 460	3 390	3 570
D' Min. dumping height	1 250	1 320	860	950
E Min. swing radius	2 240	2 080	2 300	2 190
F Max. vertical wall digging depth	2 580		2 780	
G Front height at Min. swing radius	3 640	3 720	3 680	3 760
H Min. level crowding distance	1 610		1 570	
I Working radius at Min. swing radius (Max. boom-swing angle)	1 910	1 670	1 970	1 770
J Blade bottom highest position above ground	360		360	
K Blade bottom lowest position above ground	400		400	
L/L' Offset distance	610 / 700	610 / 735	610 / 700	610 / 735
with hose rupture valve	520 / 700	520 / 735	520 / 700	520 / 735
with assist pipes	450 / 700	450 / 700	450 / 700	450 / 700
Max. boom-swing angle (deg.)	62 / 62	72 / 62	62 / 62	72 / 62
with hose rupture valve (deg.)	62 / 52	72 / 52	62 / 52	72 / 52
with assist pipes (deg.)	62 / 45	62 / 45	62 / 45	62 / 45

Excluding track shoe lug.

DIMENSIONS



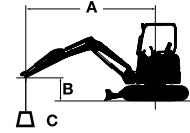
Unit: mm

	ZAXIS 38U
A Distance between tumblers	1 660 (1 670)
B Undercarriage length	2 110 (2 130)
*C Counterweight clearance	550 (540)
D Rear-end swing radius	870 (980 with additional counterweight)
D' Rear-end length	870 (980 with additional counterweight)
E Overall width of upperstructure	1 550
F Overall height of cab	2 480 (2 470)
*G Min. ground clearance	280 (270)
H Track gauge	1 440
I Track shoe width	300
J Undercarriage width	1 740
K Overall width (Blade width)	1 740
L Overall length	
With 1.32 m arm	4 640
With 1.72 m arm	4 760
*M Overall height of boom	
With 1.32 m arm	1 530
With 1.72 m arm	1 990
N Track height	480 (470)
O Engine cover-height	1 530 (1 520)
P Horizontal distance to blade	1 620
Q Blade height	360

* Excluding track shoe lug Data in () are dimensions of grouser shoe.

MACHINE CAPACITIES

- Notes:
1. Ratings are based on ISO 10567.
 2. Lifting capacity does not exceed 75% of tipping load with the machine on firm, level ground or 87% full hydraulic capacity.
 3. The load point is the center-line of the bucket pivot mounting pin on the arm.
 4. *Indicates load limited by hydraulic capacity.
 5. 0 m = Ground.



- A: Load radius
B: Load point height
C: Lifting capacity

To determine lifting capacities, apply "Rating over-side or 360 degrees" machine capacities from table with "Blade above Ground" and deduct weight of installed attachment and quick hitch.

ZAXIS 38U Cab Version, Blade above Ground

Rating over-front Rating over-side or 360 degrees Unit : 1 000 kg

Conditions	Load point height m	Load radius								At max. reach		
		1.0 m		2.0 m		3.0 m		4.0 m				meter
Boom 2.47 m Arm 1.72 m Counterweight 230 kg Rubber shoe 300 mm	3.0							0.64	0.6	0.55	0.52	4.37
	2.0					*0.85	*0.85	0.63	0.59	0.48	0.45	4.76
	1.0					0.93	0.86	0.61	0.57	0.45	0.42	4.87
	0 (Ground)			*1.42	*1.42	0.88	0.81	0.58	0.55	0.46	0.43	4.73
	-1.0	*1.43	*1.43	1.66	1.49	0.87	0.80	0.58	0.54	0.52	0.49	4.31
	-2.0	*2.40	*2.40	1.69	1.52	0.88	0.81			0.72	0.67	3.48

ZAXIS 38U Cab Version, Blade on Ground

Rating over-front Rating over-side or 360 degrees Unit : 1 000 kg

Conditions	Load point height m	Load radius								At max. reach		
		1.0 m		2.0 m		3.0 m		4.0 m				meter
Boom 2.47 m Arm 1.72 m Counterweight 230 kg Rubber shoe 300 mm	3.0							*0.71	0.60	*0.64	0.52	4.37
	2.0					*0.85	*0.85	*0.78	0.59	*0.63	0.45	4.76
	1.0					*1.25	0.86	*0.93	0.57	*0.67	0.42	4.87
	0 (Ground)			*1.42	*1.42	*1.54	0.81	*1.05	0.55	*0.76	0.43	4.73
	-1.0	*1.43	*1.43	*2.34	1.49	*1.56	0.80	*1.04	0.54	*0.91	0.49	4.31
	-2.0	*2.40	*2.40	*2.17	1.52	*1.26	0.81			*0.95	0.68	3.48

ZAXIS 38U Cab Version, Blade above Ground

Rating over-front Rating over-side or 360 degrees Unit : 1 000 kg



Conditions	Load point height m	Load radius								At max. reach		
		1.0 m		2.0 m		3.0 m		4.0 m				meter
Boom 2.47 m Arm 1.32 m Rubber shoe 300 mm	3.0					*0.80	*0.80			0.56	0.53	3.93
	2.0			*1.61	1.49	0.84	0.78	0.54	0.50	0.46	0.44	4.37
	1.0					0.79	0.73	0.52	0.48	0.43	0.41	4.49
	0 (Ground)			*1.38	1.29	0.75	0.70	0.50	0.47	0.45	0.42	4.34
	-1.0	*1.87	*1.87	1.45	1.30	0.75	0.70			0.53	0.49	3.86
	-2.0			1.49	1.34					0.84	0.78	2.86











ZAXIS 38U Cab Version, Blade on Ground

Rating over-front Rating over-side or 360 degrees Unit : 1 000 kg

Conditions	Load point height m	Load radius								At max. reach		
		1.0 m		2.0 m		3.0 m		4.0 m				meter
Boom 2.47 m Arm 1.32 m Rubber shoe 300 mm	3.0					*0.80	*0.80			*0.82	0.53	3.93
	2.0			*1.61	1.49	*1.05	0.78	*0.90	0.50	*0.80	0.44	4.37
	1.0					*1.41	0.73	*1.02	0.48	*0.85	0.41	4.49
	0 (Ground)			*1.38	1.29	*1.60	0.70	*1.09	0.47	*0.97	0.42	4.34
	-1.0	*1.87	*1.87	*2.56	1.30	*1.52	0.70			*1.02	0.49	3.86
	-2.0			*1.69	1.27					*1.02	0.78	2.86











ZAXIS 38U 4-Pillar Canopy Version, Blade above Ground

 Rating over-front  Rating over-side or 360 degrees Unit : 1 000kg

Conditions	Load point height m	Load radius								At max. reach		
		1.0 m		2.0 m		3.0 m		4.0 m				meter
												
Boom 2.47 m	3.0							0.61	0.57	0.52	0.49	4.37
Arm 1.72 m	2.0					*0.85	*0.85	0.60	0.56	0.45	0.42	4.76
Counterweight 230 kg	1.0					0.88	0.82	0.57	0.54	0.42	0.40	4.87
Rubber shoe 300 mm	0 (Ground)			*1.42	1.41	0.83	0.77	0.55	0.52	0.44	0.41	4.73
	-1.0	*1.43	*1.43	1.57	1.41	0.82	0.76	0.54	0.51	0.49	0.46	4.31
	-2.0	*2.40	*2.40	1.60	1.44	0.83	0.77			0.68	0.63	3.48











ZAXIS 38U 4-Pillar Canopy Version, Blade on Ground

 Rating over-front  Rating over-side or 360 degrees Unit : 1 000 kg

Conditions	Load point height m	Load radius								At max. reach		
		1.0 m		2.0 m		3.0 m		4.0 m				meter
												
Boom 2.47 m	3.0							*0.71	0.57	*0.64	0.49	4.37
Arm 1.72 m	2.0					*0.85	*0.85	*0.78	0.56	*0.63	0.42	4.76
Counterweight 230 kg	1.0					*1.25	0.82	*0.93	0.54	*0.67	0.40	4.87
Rubber shoe 300 mm	0 (Ground)			*1.42	1.41	*1.54	0.77	*1.05	0.52	*0.76	0.41	4.73
	-1.0	*1.43	*1.43	*2.34	1.41	*1.56	0.76	*1.04	0.51	*0.91	0.46	4.31
	-2.0	*2.40	*2.40	*2.17	1.44	*1.26	0.77			*0.95	0.63	3.48











ZAXIS 38U 4-Pillar Canopy Version, Blade above Ground

 Rating over-front  Rating over-side or 360 degrees Unit : 1 000 kg

Conditions	Load point height m	Load radius								At max. reach		
		1.0 m		2.0 m		3.0 m		4.0 m				meter
												
Boom 2.47 m	3.0					*0.80	0.78			0.53	0.49	3.93
Arm 1.32 m	2.0			1.56	1.41	0.79	0.74	0.50	0.47	0.43	0.41	4.37
Rubber shoe 300 mm	1.0					0.74	0.69	0.48	0.45	0.41	0.38	4.49
	0 (Ground)			1.34	1.21	0.70	0.66	0.47	0.44	0.42	0.39	4.34
	-1.0	*1.87	*1.87	1.36	1.22	0.70	0.65			0.49	0.46	3.86
	-2.0			1.40	1.27					0.79	0.73	2.86

ZAXIS 38U 4-Pillar Canopy Version, Blade on Ground

 Rating over-front  Rating over-side or 360 degrees Unit : 1 000 kg

Conditions	Load point height m	Load radius								At max. reach		
		1.0 m		2.0 m		3.0 m		4.0 m				meter
												
Boom 2.47 m	3.0					*0.80	0.78			*0.82	0.49	3.93
Arm 1.32 m	2.0			*1.61	1.41	*1.05	0.74	*0.90	0.47	*0.80	0.41	4.37
Rubber shoe 300 mm	1.0					*1.41	0.69	*1.02	0.45	*0.85	0.38	4.49
	0 (Ground)			*1.38	1.21	*1.60	0.66	*1.09	0.44	*0.97	0.39	4.34
	-1.0	*1.87	*1.87	*2.56	1.22	*1.52	0.65			*1.02	0.46	3.86
	-2.0			*1.69	1.27					*1.02	0.73	2.86

EQUIPMENT

● : Standard equipment

○ : Optional equipment

ENGINE

Air cleaner double filters	○
Alternator 12V - 40 A	●
Auto idle system	●
Cartridge-type engine oil filter	●
Cartridge-type fuel main filter	●
ECO/PWR mode control	●
Electrical fuel feed pump	●
Fuel main filter	●
Radiator reserve tank	●
Water-separator for engine fuel	●

HYDRAULIC SYSTEM

Boom anti-drift valve	●
Full-flow filter	●
Hydraulic pilot type control levers	●
Pilot control shut-off lever with neutral engine start system	●
Pilot filter	●
Suction filter	●
Swing parking brake	●
Travel parking brake	●
Two-speed travel system	●
Valve for extra piping	●

CAB

Air conditioner*	●
AM/FM radio	●
Anti-slip plate	●
Armrest	●
Defroster	●
Drink holder	●
Electric horn	●
Floor mat	●
Heater	●
Retractable seat belt	●
ROPS/OPG cab	●
Spare power supply 12V (inside)	●
Spare power supply 12V (outside)	○
Sun visor (front window (rigid type))	○
Suspension seat with reclining (fabric)	●
Window washer	●
Wiper	●

4-PILLAR CANOPY

Anti-slip plate	●
Armrests	●
Drink holder	●
Electric horn	●
Floor mat	●
Retractable seat belt	●
ROPS/OPG canopy	●
Spare power supply 12V (inside)	○
Suspension seat with reclining (vinyl)	●

LIGHTS

Additional cab roof front lights	○
Additional 4-pillar canopy roof front lights	○
2 working lights	●
2 working LED lights	○

UPPER STRUCTURE

Auxiliary function lever (AFL)	○
Auxiliary overload relief valve	○
Batteries 1 x 55 Ah	●
Batteries 1 x 70 Ah	○
Battery disconnect switch	●
Pilot accumulator	○
Rearview mirror	●
Stack muffler	○
230 kg additional counterweight	○

UNDERCARRIAGE

300 mm grouser shoe	○
300 mm pad crawler shoe	○
300 mm rubber shoe	●

FRONT ATTACHMENTS

Assist piping	○
Extra piping	●
HN bushing	●
Hose rupture valve for arm	●
Hose rupture valve for boom	●
1.32 m arm	○
1.72 m arm	●

MISCELLANEOUS

Theft deterrent system**	○
--------------------------	---

Standard and optional equipment may vary by country, so please consult your Hitachi dealer for details.

* Contains fluorinated greenhouse gases, Refrigerant type: HFC-134a, GWP: 1430, Amount: 0.65 kg, CO₂e: 0.93 ton.

** Hitachi Construction Machinery cannot be held liable for theft, any system will just minimize the risk of theft.

Prior to operating this machine, including satellite communication system, in a country other than a country of its intended use, it may be necessary to make modifications to it so that it complies with the local regulatory standards (including safety standards) and legal requirements of that particular country. Please do not export or operate this machine outside the country of its intended use until such compliance has been confirmed. Please contact your Hitachi dealer in case of questions about compliance.

These specifications are subject to change without notice. Illustrations and photos show the standard models, and may or may not include optional equipment, accessories, and all standard equipment with some differences in color and features. Before use, read and understand the Operator's Manual for proper operation.

