

ZAXIS-6 series

HITACHI

Reliable solutions

# ZAXIS10U



## HYDRAULIC EXCAVATOR

Model code : ZX10U-6

Engine rated power : 9.9 kW (ISO14396)

Operating weight : 1 110 kg

Bucket ISO heaped : 0.022 m<sup>3</sup>

# Perfect fit

Manufactured at our state-of-the-art factory in Japan, the compact ZX10U-6 is designed to offer exceptional productivity in confined spaces. It's the perfect fit for projects such as housing foundations, indoor renovation, utilities and landscaping.



## Excellent efficiency

Two travel speeds (4km/h and 2km/h) ensure efficient movement around the job site.



## Compact design

Short-tail swing is ideal for working in confined spaces.





**Powerful operation**

Three-cylinder engine for tough excavating jobs.



**Time-saving maintenance**

Hinged seat, high-capacity fuel tank and wide-opening engine cover.



**Smooth control**

Hydraulic pilot control levers provide easy operation.



**Exceptional versatility**

Retractable undercarriage and blade enhances versatility for various applications.



# Versatile all-rounder

The smallest mini excavator in the Hitachi range, the ZX10U-6 is versatile for a wide range of applications, easy to operate and maintain, and delivers a powerful performance.

## Compact and powerful

The compact ZX10U-6 is ideal for working in small spaces thanks to its short-tail swing radius of 825mm and minimum width of 780mm. This can be extended to 1,000mm with the adjustable undercarriage and blade. It is equipped with a powerful three-cylinder engine for challenging excavation tasks.

## Efficient manoeuvring

The ZX10U-6 has high and low travel speeds, which enables the excavator to move smoothly and efficiently around the job site. The outside flange-type lower roller enhances operator comfort during travel, due to increased stability.

## Easy to transport

With a retractable undercarriage and blade, and collapsible TOPS-compliant roll bar, the ZX10U-6 can be conveniently adjusted to make it easier to transport.



The ignition switch is easy to access and the monitor shows status indicators at a glance.





Hydraulic pilot control levers ensure a smooth operation.



Wide-opening covers allow for easy maintenance.

# SPECIFICATIONS

## ENGINE

Model .....	3TNV70
Type .....	Water-cooled, 4-cycle, 3-cylinder swirl combustion chamber injection type diesel engine
Rated power	
ISO 14396 .....	9.9 kW at 2 100 min <sup>-1</sup>
ISO 9249, net .....	9.5 kW at 2 100 min <sup>-1</sup>
SAE J1349, net .....	9.5 kW at 2 100 min <sup>-1</sup>
Maximum torque .....	50.5 N.m at 1 500 min <sup>-1</sup>
Piston displacement .....	0.854 L
Bore and stroke .....	70 mm x 74 mm
Battery .....	1 x 12 V / 36 Ah

## HYDRAULIC SYSTEM

### Hydraulic Pumps

Main pumps .....	2 gear pumps
Maximum oil flow .....	2 x 10.6 L/min
Pilot pump .....	1 gear pump
Maximum oil flow .....	6.3 L/min

### Hydraulic Motors

Travel .....	2 variable displacement axial piston motors
Swing .....	1 gear pump

### Relief Valve Settings

Main pumps circuit .....	17.7 Mpa
Pilot circuit .....	3.9 Mpa

### Hydraulic Cylinders

	Quantity	Bore	Rod diameter	Stroke
Boom	1	55 mm	30 mm	355 mm
Arm	1	50 mm	30 mm	356 mm
Bucket	1	50 mm	25 mm	282 mm
Boom swing	1	50 mm	25 mm	260 mm
Blade	1	55 mm	30 mm	87 mm
Span	1	50 mm	25 mm	273 mm

## CONTROLS

Boom, arm, bucket, and swing are hydraulic pilot system.  
Travel, boom swing, blade, variable leg and reserve are mechanical.

## SWING MECHANISM

High-torque, orbit motor. Swing circle is single-row, shear-type ball bearing with induction-hardened internal gear. Internal gear and pinion are immersed in lubricant.

Swing speed .....	8.7 min <sup>-1</sup>
Swing torque .....	0.7 kNm

## UNDERCARRIAGE

### Tracks

Tractor-type undercarriage. Welded track frame using carefully selected materials. Side frame extended by span cylinder.

### Numbers of Rollers on Each Side

Lower rollers .....	3
---------------------	---

### Travel Device

Each track driven by a high-torque, 2-speed axial piston motor through planetary reduction gear, allowing counter-rotation of the tracks.

Travel speeds .....	High: 0 to 3.5 km/h (with rubber shoes)    Low: 0 to 1.8 km/h
Maximum traction force....	27 kN (2 750 kgf)

Gradeability .....	58% (30 degree) continuous*
--------------------	-----------------------------

\*However, avoid ascending/descending slope with the grade of more than 27% (15 degree) to avoid a hazardous situation.

## SOUND LEVEL

Sound level in roof bar according to ISO 6396 .....	LpA 79 dB(A)
External sound level according to ISO 6395 and EU Directive 2000/14/EC .....	LwA 93 dB(A)

## WEIGHTS AND GROUND PRESSURE

Roof bar (Rotary type)  
Including with 0.81 m arm and 0.022 m<sup>3</sup> (ISO heaped) bucket.

	Operating weight	Ground pressure
180 mm rubber shoes	1 110 kg	24 kPa (0.25 kgf/cm <sup>2</sup> )

## SERVICE REFILL CAPACITIES

Fuel tank .....	16.0 L
Engine coolant .....	3.3 L
Engine oil .....	2.8 L
Travel device (each side) .....	0.33 L
Hydraulic system .....	18.0 L
Hydraulic oil tank (Reference oil level) .....	12.0 L

## BACKHOE ATTACHMENTS

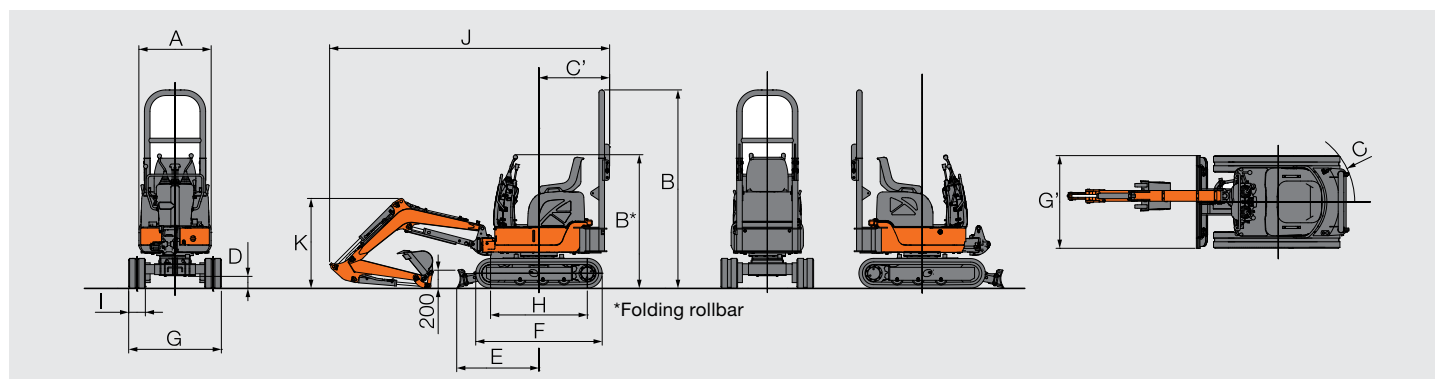
### Buckets

Capacity	Width		No. of teeth	Weight	Front Attachment	
	Without side cutters	With side cutters			0.81 m arm	0.96 m arm
0.018 m <sup>3</sup>	300 mm	320 mm	3	15.0 kg	A	A
0.022 m <sup>3</sup>	350 mm	370 mm	3	16.2 kg	A	B
0.024 m <sup>3</sup>	380 mm	400 mm	3	16.9 kg	B	B
Arm crowd force					5.9 kN (610 kgf)	5.5 kN (570 kgf)
Bucket digging force					11.7 kN (1 200 kgf)	11.7 kN (1 200 kgf)

A: General digging    B: Light-duty digging

# SPECIFICATIONS

## DIMENSIONS

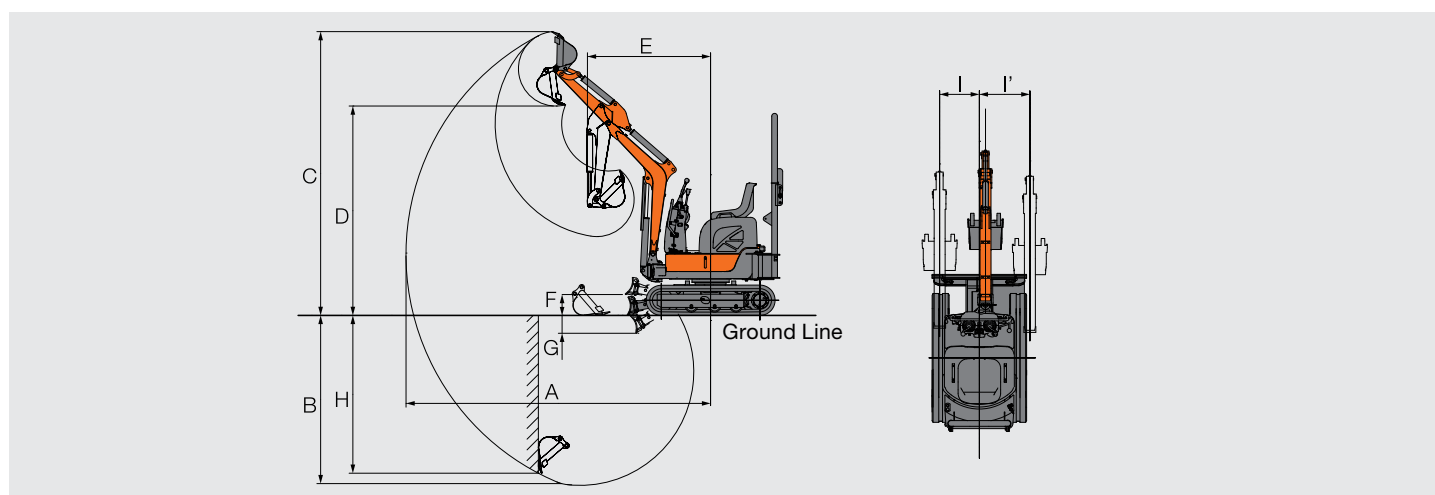


Note:  
The illustration shows the ZAXIS 10U-6 equipped with 0.81 m arm and 180 mm rubber shoes.  
The Roll Bar conforms to TOPS (ISO 12117) requirements.

Unit: mm

	ZAXIS 10U
A Overall width	780
B Overall height (Folding roll bar)	2 150 (1 450)
C Rear-end swing radius	825
C' Rear-end swing length (with roll bar)	760
D Min. ground clearance	130
E Horizontal distance of blade installation	885
F Undercarriage length	1 360
G Undercarriage width: Extended / Retracted	1 000 / 760
G' Blade width: Extended / Retracted	1 000 / 780
H Distance between tumblers	1 040
I Track shoe width	180
J Max. transport length (Folding roll bar)	3 020 (3 090)
K Overall height of boom	970

## WORKING RANGES



Note:  
The illustration shows the ZAXIS 10U-6 equipped with 0.022 m<sup>3</sup> bucket, 0.81 m arm and 180 mm rubber shoes.

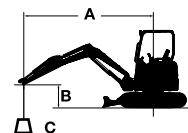
Unit: mm

	ZAXIS 10U
A Max. digging reach	3 220
B Max. digging depth	1 780
C Max. cutting height	3 010
D Max. dumping height	2 220
E Min. swing radius (At max. boom swing)	1 310 (1 100)
F Blade bottom highest position above ground	220
G Blade bottom lowest position above ground	190
H Max. vertical wall	1 670
I / I' Offset distance (Max. boom-swing angle degrees)	420 (55)/535 (65)



# MACHINE CAPACITIES

- Notes:
1. Rating are based on ISO 10567.
  2. Lifting capacity of the ZAXIS Series does not exceed 75% of tipping load with the machine on firm, level ground or 87% full hydraulic capacity.
  3. Load point is the center - line of the Bucket pivot mounting Pin on the Arm.  
Side: Rating over-side or 360 degrees  
Front: Rating over-front
  4. An asterisk mark (\*) indicates load limited by hydraulic capacity.



A: Load radius  
B: Load point height  
C: Lifting capacity

To determine lifting capacities, apply "Rating over-side or 360 degrees" machine capacities from table with "Blade above Ground" and deduct weight of installed attachment and quick hitch.

## ZAXIS 10U Blade above Ground, 0.81 m Arm

Rating over-front Rating over-side or 360 degrees Unit : kg

Conditions	Load point height m	Load radius				At max. reach		
		1.0 m		2.0 m				meter
Rubber shoes 180 mm	1.0			250	210	150	130	2.80
	0 (Ground)			240	200	150	130	2.73
	-1.0	*730	610	240	200	230	190	2.10

## ZAXIS 10U Blade on Ground, 0.81 m Arm

Rating over-front Rating over-side or 360 degrees Unit : kg

Conditions	Load point height m	Load radius				At max. reach		
		1.0 m		2.0 m				meter
Rubber shoes 180 mm	1.0			*280	210	340	130	2.80
	0 (Ground)			*380	200	350	130	2.73
	-1.0	*730	610	*270	200	540	190	2.10

## ZAXIS 10U Blade above Ground, 0.96 m Arm

Rating over-front Rating over-side or 360 degrees Unit : kg

Conditions	Load point height m	Load radius				At max. reach		
		1.0 m		2.0 m				meter
Rubber shoes 180 mm	1.0			*250	180	140	100	2.93
	0 (Ground)			230	160	140	100	2.86
	-1.0	770	500	230	160	200	140	2.27

## ZAXIS 10U Blade on Ground, 0.96 m Arm

Rating over-front Rating over-side or 360 degrees Unit : kg

Conditions	Load point height m	Load radius				At max. reach		
		1.0 m		2.0 m				meter
Rubber shoes 180 mm	1.0			*260	180	310	100	2.93
	0 (Ground)			*370	160	320	100	2.86
	-1.0	*860	500	*310	160	470	140	2.27



# EQUIPMENT

● : Standard equipment

○ : Optional equipment

ENGINE	
Alternator 12V - 40 A	●
Electrical fuel feed pump	●
Neutral engine start system	●
Radiator reserve tank	●

HYDRAULIC SYSTEM	
Full-flow filter	●
Hydraulic pilot type control levers	●
Pilot filter	●
Suction filter	●
Two-speed travel system	●
Valve for extra piping	●

OPERATOR'S ROOM	
Electric horn	●
Floor mat	●
Power outlet 12V	●
Seat belt	●
TOPS roll bar (Rigid type)	○
TOPS roll bar (Rotary type)	●

LIGHTS	
Working light	●

UPPERSTRUCTURE	
Batteries 1 x 36 Ah	●
Mechanical swing parking brake	●

UNDERCARRIAGE	
Retractable blade	●
Retractable undercarriage	●
Rubber shoe 180 mm	●

FRONT ATTACHMENTS	
Extra piping	●
HN bushing	●
0.81 m arm	●
0.96 m arm	○
1.46 m boom	●

Standard and optional equipment may vary by country, so please consult your Hitachi dealer for details.







Prior to operating this machine, including satellite communication system, in a country other than a country of its intended use, it may be necessary to make modifications to it so that it complies with the local regulatory standards (including safety standards) and legal requirements of that particular country. Please do not export or operate this machine outside the country of its intended use until such compliance has been confirmed. Please contact your Hitachi dealer in case of questions about compliance.

These specifications are subject to change without notice. Illustrations and photos show the standard models, and may or may not include optional equipment, accessories, and all standard equipment with some differences in color and features. Before use, read and understand the Operator's Manual for proper operation.

